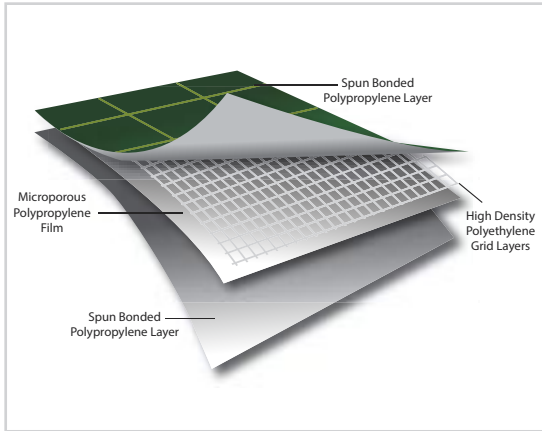


Fortis



Description

The Easy-Trim Fortis breather membrane is our fully reinforced 4 layer breather membrane, with superior strength and unique vapour permeability, designed for use in both fully supported and unsupported installation in tiled or slate pitch roofs. The Fortis breather membrane, features a distinctively high water resistant performance, and brilliant tensile tear strength. Suitable for applications on warm, cold and hybrid roofs, together with Scottish sarking boards, and applicable for installations in timber and metal framed constructions.

Benefits

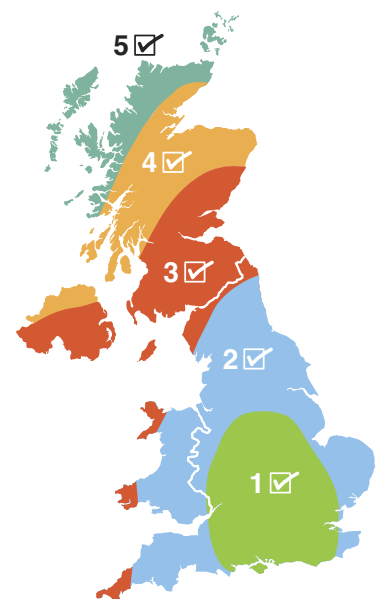
- BBA certified for warm and cold roof applications BBA 10/4753
- Conforms to BS5534.2014 Annex A
- With reinforcement
- Superior bond strength
- UV stable for 3 months
- Type LR Underlay to BS5250
- Vapour permeable

Wind Zone Suitability

The wind uplift resistance figures for Easy-Trim breather membrane applies in the geographical wind zones stated in the table below, where a well-sealed ceiling is present and the roof has a ridge height of $\leq 15\text{m}$, a pitch between 15 degrees and 75 degrees, and a site altitude of $\leq 100\text{m}$, and where the topography is not significant. The required uplift resistance for other roofing projects should be determined using BS5534: 2014 +A1: 2015 and the declared wind up lift resistance which can be made available through our technical department.

Wind Zone suitability of Easy-Trim according to BS5534: 2014 +A1: 2015, with battened laps and taped lap

Product	$\leq 345\text{mm}$ batten gauge with batten lap	$\leq 250\text{mm}$ batten gauge with batten lap	$\leq 345\text{mm}$ batten gauge with taped lap
Fortis	Zone 1 to 2	Zones 1 to 5	Zones 1 to 5



Fortis

Product Data

Properties	Method	Units	Nominal Values	Tolerance		
				Minimum	Maximum	
Informative section:						
Length	EN 1848-2	[m]	>50	-	-	
Width	EN 1848-2	[m]	1,5	-0,0075	+0,0225	
Straightness	EN 1848-2	-	conforming	-	-	
Mass per unit area	EN 1849-2	[g/m ²]	160	-10	+15	
Visible defects	EN 1850-2	-	Without visible defects	Without visible defects		

Normative part:

Reaction to fire	EN 13501 EN 11925-2	[class]	E	-	-
Resistance to water penetration	EN 1928 EN 13111	[class]	W1	-	-
Resistance to water penetration after artificial ageing	EN 13859-1 Annex C	[class]	W1	-	-
Water vapour transmission properties (Sd)	EN 12572 EN 1931	[m]	0,02	-0,01	+0,015
Tensile properties: Maximum tensile force MD / CMD	EN 12311-1 EN 13859-1	[N/50mm]	420 / 420	-70 / -120	+50 / +120
Max tensile force after artificial ageing MD / CMD	EN 13859-1 Annex C	[N/50mm]	385 / 390	-70 / -120	+70 / +120
Tensile properties: Elongation MD / CMD	EN 12311-1 EN 13859-1	[%]	40 / 50	-15 / -25	+30 / +30
Elongation after artificial ageing MD / CMD	EN 13859-1 Annex C	[%]	35 / 45	-15 / -25	+30 / +30
Resistance to tearing MD / CMD	EN 12310-1 EN 13859-1	[N]	390 / 360	-80 / -60	+120 / +70
Dimensional stability	EN 1107-2	[%]	<2	-	-
Flexibility at low temperature	EN 1109 EN 495-5	[°C]	-20	-	-
Resistance to penetration of air	EN 12114 EN 13859-1	[m ³ /m ² .h.50Pa)	npd	-	-
Temperature resistance	-	[°C]	-40 / +80	-	-
Hydrostatic pressure test	EN 20811	[cm]	>500	-	-

Installation Guide

All Easy-Trim breather membranes are suitable for installations on all major pitch roofing and timber frame applications, and must be installed in accordance with our fixing instructions, complying with the recommendations of BS5534: 2014 + A1: 2015; BS5250: 2011 and BS8000-0: 2014 and any other applicable standard.


The products are designed to be installed by competent and experienced installers of slates and tiles.

Tel: +44 (0) 845 034 6008

e: enquiries@easy-trim.co.uk

f: +44 (0) 845 034 6010

Unit 12B Metcalf Drive
Altham Industrial Estate | Altham
Lancashire | BB5 5TU | England
w: www.easy-trim.co.uk



Fortis

Installation Guide - Continued

Install Easy-Trim breather membranes by rolling out the membrane horizontally across the rafters with a 100mm lap over the pre-installed Easy-Trim felt support trays at the eaves (preferably taped with the double sided overlap tape). Ensure the membrane is installed with the printed side facing out.

Continue with the next row above that, maintaining the prescribed horizontal and vertical laps in the table below, over the lower membrane.

Roof Pitch (°)	Horizontal Laps (mm)		Vertical Laps (mm)
	Not fully Supported	Fully Supported	
12.5 - 14	225	150	100
15 - 34	150	100	100
35 - 75	100	75	100

Horizontal laps in the underlay should be taped with the double sided overlap tape, or battened over and where possible the lap of the underlay should coincide with closest tiling or slating batten. Vertical laps should have a 100mm lap min and positioned above a rafter.

Ventilated Ridge: For ventilation at the ridge, the membrane should be stopped about 5 – 30mm from the apex of the roof, to achieve the recommended 5000mm/m² ventilation with the Easy Ridge F universal ridge kit installed.

Non Ventilated Ridge: In this application ensure a 150mm overlap of the membrane across the apex of the roof on both sides, before installing the Easy Ridge F universal ridge kit. Please refer to our BBA certificate for further reference.

Supported: All Easy-Trim breather membranes are suitable for use in fully supported applications. Please refer to our BBA certificate for further reference.

When fully supported on sarking sheathing, the products have adequate support to withstand wind uplift in all wind zones. Such applications include, installations over e.g. plywood, OSB boards and insulation for warm roof designs.

Unsupported: All Easy-Trim breather membranes are suitable for use within the geographical wind zones stated in table three of our BBA Cert. 10/4753.

Accessories

Overlap tape, membrane repair tape, felt support trays.

Packaging Information

Product	Code	Size	Pallet Quantity
Fortis	EASYTRIMFORT1.5	1.5m x 50m	30

Disclaimer

The information relates only to this specified material and may not be valid for such materials used in combinations with other materials and processes. This information is, to the best of the Company's knowledge and belief, accurate and reliable as of the date indicated. However, no warranty, guarantee or representation is made to its accuracy, reliability or completeness. It is the user's responsibility to satisfy themselves as to the suitability of the information on the material for their own particular use.